

# Long Term Evolution (LTE) Technology Overview

Long Term Evolution (LTE) will ensure the competitiveness of UMTS for the next ten years and beyond by providing a high-data-rate, low-latency and packet-optimized system. Also known as E-UTRA (Evolved Universal Terrestrial Radio Access) and E-UTRAN (Evolved Universal Terrestrial Radio Access Network), LTE is part of 3GPP release 8 specifications. The innovations that LTE brings to the UMTS world include:

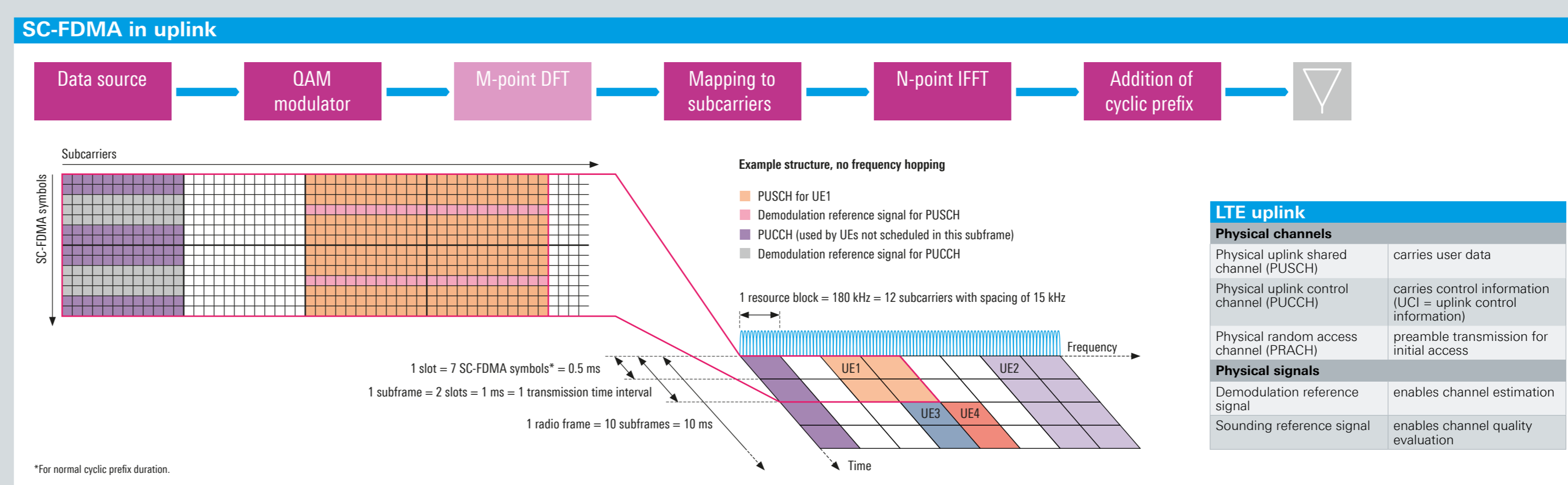
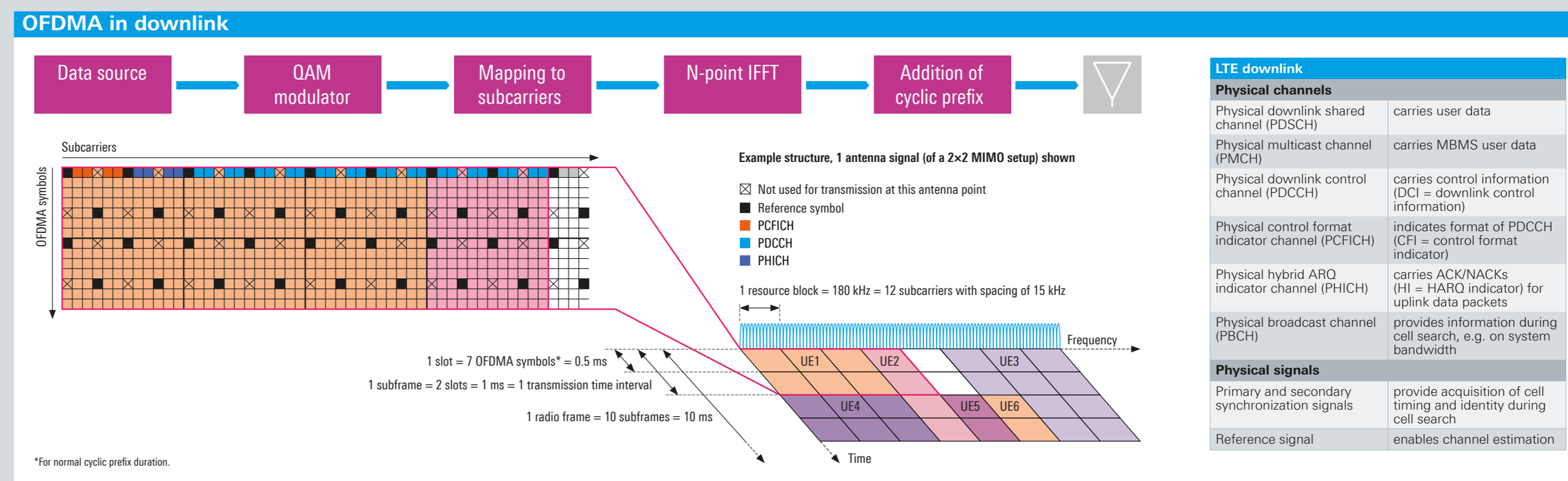
- New multiple access schemes
- Scalable bandwidth up to 20 MHz
- MIMO antenna technology
- New data and control channels
- New network and protocol architecture
- Specific test and measurement challenges

The future will bring even more: The work on LTE-Advanced has already begun in order to pave the way to 4G.

Rohde & Schwarz is the right partner for making your LTE products happen. Our test solutions were the first on the market and since then evolved to a full product portfolio from a single-source supplier, covering applications from R&D up to conformance.

Key parameters			
Frequency range (E-UTRA bands)	FDD (in MHz)	TDD (in MHz)	
1) UL: 1920 to 1980 DL: 1850 to 1910 2) UL: 1980 to 2025 DL: 1850 to 1910 3) UL: 1710 to 1785 DL: 1805 to 1880 4) UL: 1710 to 1755 DL: 2110 to 2155 5) UL: 824 to 849 DL: 869 to 894 6) UL: 830 to 840 DL: 875 to 885 7) UL: 2500 to 2570 DL: 2620 to 2690 8) UL: 860 to 915 DL: 925 to 960 9) UL: 1749.9 to 1784.9 DL: 1844.9 to 1879.9 10) UL: 1710 to 1770 DL: 2110 to 2170 11) UL: 1427.9 to 1452.9 DL: 1475.9 to 1500.9 12) UL: 698 to 716 DL: 728 to 746 13) UL: 777 to 787 DL: 745 to 756 14) UL: 788 to 798 DL: 758 to 768 17) UL: 704 to 716 DL: 745 to 756 18) UL: 815 to 830 DL: 860 to 875 19) UL: 830 to 845 DL: 875 to 890	33) 1900 to 1920 34) 2010 to 2025 35) 1850 to 1910 36) 1930 to 1990 37) 1910 to 1930 38) 2570 to 2620 39) 1880 to 1920 40) 2300 to 2400		
	Channel bandwidth	1.4 MHz 3 MHz 5 MHz 10 MHz 15 MHz 20 MHz	
	Resource blocks (RB) (1 RB = 180 kHz)	6 15 25 50 75 100	
	Modulation schemes	DL: QPSK, 16QAM, 64QAM UL: QPSK, 16QAM, 64QAM (optional for UE)	
	Multiple access	DL: OFDMA UL: SC-FDMA	
	Peak data rate	DL: 150 Mbit/s (UE category 4, 2x2 MIMO, 20 MHz), 300 Mbit/s (UE category 5, 4x4 MIMO, 20 MHz) UL: 75 Mbit/s (UE category 5, 20 MHz)	

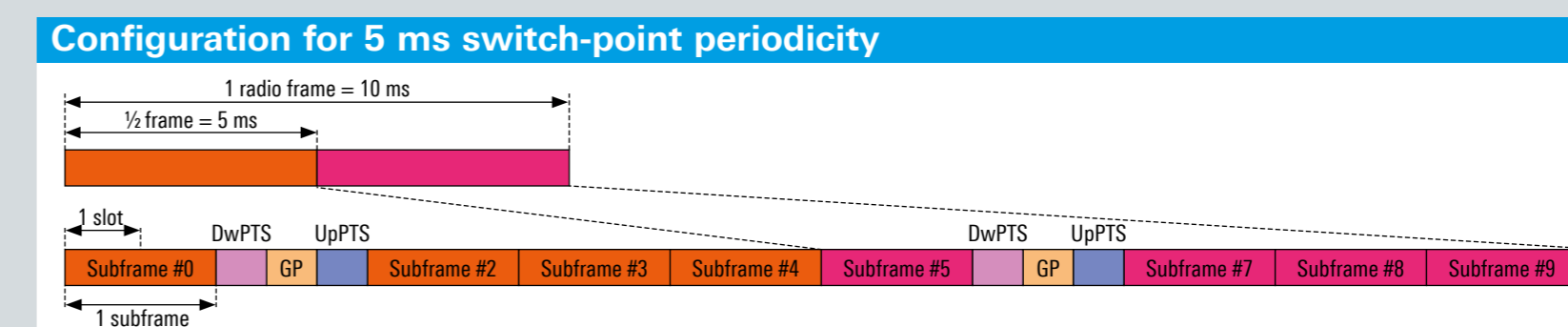
## Multiple Access Schemes and Physical Layer Signal Generation



## MIMO Antenna Technology

LTE MIMO characteristics	
Number of eNB transmit antennas	1, 2 or 4
Number of UE receive antennas	2 or 4
DL transmit diversity	space frequency block coding (SFBC)
DL spatial multiplexing	codebook-based precoding, maximum of 2 parallel code words
DL cyclic delay diversity	antenna-specific cyclic shifts
UL MIMO mode	multi-user/collaborative MIMO, transmit antenna selection

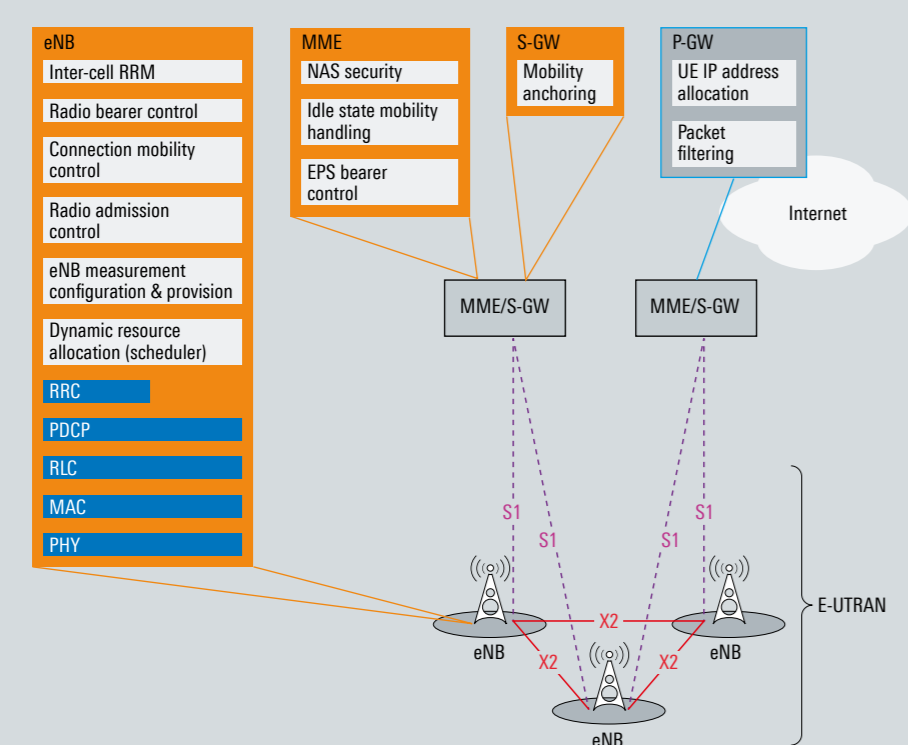
## TDD Frame Structure



## Selection of Rohde & Schwarz LTE Test Solutions



## Network and Protocol Architecture



### R&S SMU200A vector signal generator

- LTE downlink and uplink signal generation for terminal and base station receiver tests
- 2x2 MIMO setup including realtime fading in one box
- Expandable to 4x2 and 2x4 MIMO setups with realtime fading
- Channel coding for uplink and downlink
- Multistandard platform also supporting: HSPA/HSPA+, CDMA2000® 1xEV-DO, GSM/EDGE, WiMAX™, WLAN, etc.

### R&S FSQ signal and spectrum analyzer

- High-performance analysis of LTE RF characteristics including 4x4 MIMO capability
- LTE downlink and uplink signal analysis for base station and terminal transmitter tests
- Multistandard platform also supporting: HSPA/HSPA+, CDMA2000® 1xEV-DO, GSM/EDGE, WiMAX™, WLAN, etc.

### R&S CMW500 wideband radio communication tester

- One tester for all stages of wireless device testing – from R&D to conformance
- Test of layer 1 to 3 up to user plane
- Full flexibility for test scenario definition
- Scalable one-box hardware setup
- Support of all 3GPP frequency bands
- MIMO and multi-RAT testing

**Glossary:**  
 3GPP = 3rd Generation Partnership Project, ARO = Automatic Repeat Request, DFT = Discrete Fourier Transform, DL = Downlink, DwPTS = Downlink Pilot Timeslot, eNB = evolved Node B, EPS = Evolved Packet System, E-UTRAN = Evolved Universal Terrestrial Radio Access (Network), FDD = Frequency Division Duplex, GP = Guard Period, HARQ = Hybrid ARQ, IFFT = Inverse Fast Fourier Transform, IP = Internet Protocol, MAC = Medium Access Control, MBMS = Multimedia Broadcast Multicast Service, MIMO = Multiple Input Multiple Output, MME = Mobility Management Entity, NAS = Non Access Stratum, OFDMA = Orthogonal Frequency Division Multiple Access, P-GW = Packet Data Network Gateway, PDCP = Packet Data Convergence Protocol, PHY = Physical Layer, QAM = Quadrature Amplitude Modulation, RAT = Radio Access Technology, RLC = Radio Link Control, RRC = Radio Resource Control, RRM = Radio Resource Management, S-GW = Serving Gateway, SC-FDMA = Single Carrier Frequency Division Multiple Access, TDD = Time Division Duplex, UE = User Equipment, UL = Uplink, UMTS = Universal Mobile Telecommunications System, UpPTS = Uplink Pilot Timeslot.  
 CDMA2000® is a registered trademark of the Telecommunications Industry Association (TIA – USA).  
 WiMAX™ is a trademark of the WiMAX Forum.